


	1		2
品牌	BOYA	长丰型号	BY-M2

7	8			
修改名称	版本	变更内容	变更日期	变更担当
BY-M2 说明书	V03	内容更新	2020-4-1	吴蒙蒙



BY-M2
Digital Lavalier Microphone
for iOS devices
数字型领夹麦克风 (iOS设备专用)
Instruction Manual
说明书

Instruction

Thank you for purchasing BOYA!

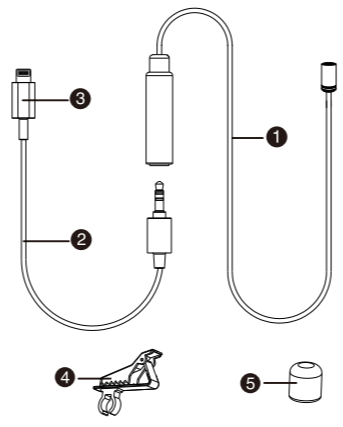
The BOYA BY-M2 is a digital omnidirectional lavalier microphone, it helps capture a clear and high-quality sound for iOS devices, such as iPhone, iPad, and iPod touch.

It's ideal choice for recording interviews, vlogs, presentations and more. With Apple MFi-certied Lightning connector, the BOYA BY-M2 allows to connect directly to iOS devices.

The professional-quality microphone offers signal conversion at up to 24-bit/48 kHz resolution with a frequency response of 50 Hz to 20 kHz.

The supplied windscreen reduces vocal plosives and wind noise while protecting the microphone's diaphragm.

Components



- ① Omni-directional lavalier microphone
- ② 3.5mm TRS to Lightning adapter cable
- ③ Apple MFi certified Lightning connector
- ④ Clothing clip
- ⑤ Foam windscreen

Package contents

- Omni-directional lavalier microphone
- Foam windscreen
- Clothing clip
- 3.5mm TRS to Lightning adapter cable
- Carrying bag
- User guide

Features

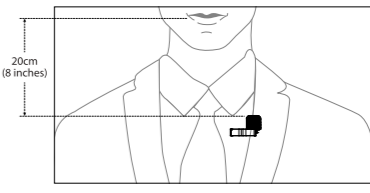
- Digital lavalier microphone for iOS devices
- Omnidirectional polar pattern
- 24 bit/48 kHz digital resolution
- Apple MFi certified Lightning connector
- Allows others microphones with 3.5mm TRS output to iOS devices
- Plug and play
- Full suite of recording software/Apps
- Including carrying pouch

Operations

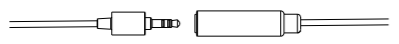
1. Mounting the microphone to your Clothing

- Attach the microphone to the front of your clothing with the clothing clip, about 20cm (8 inches) from your face.

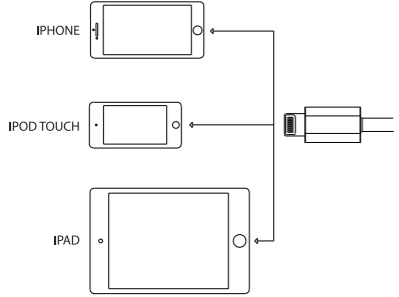
- 1) Attach the microphone upside down to reduce excessive breath noises and tonal inconsistencies due to head movements.
- 2) It is recommended that you use the foam wind screen at all times to avoid wind noise, even when recording inside.



2. Connect lavalier mic with adapter cable



3. Connect BY-M2 to Lightning port of your device



Specifications:

Transducer Principle:	Condenser Microphone
iOS System Compatibility:	iOS 8.0 or Later
Polar Pattern:	Omnidirectional
Signal to Noise Ratio:	76dB or more
Frequency Response:	50 Hz-20 kHz
Sensitivity:	-40dB+/-3dB (0dB=1V/Pa, at 1KHz)
Bit Rate:	16Bit, 24Bit
Sampling Rates:	44.1 / 48 kHz
Output:	MFi Certified Lightning Connector
Power Requirement:	Supplied by iOS devices
Cable Length:	6m (19.7')
Weight:	46g (1.62oz)

感谢您选择BOYA!

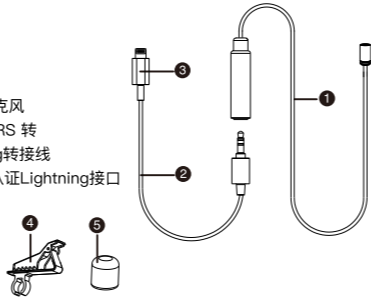
BOYA BY-M2是一个数字型全向领夹麦克风,帮助你收录清晰和高质量声音,适用于Lightning接口的iOS设备,如iPhone, iPad, iPod touch, 适用于访谈,播客,演讲, vlog等场景。BY-M2全向型拾音模式能360度收录声音,能直接用在Lightning接口的iOS设备上。24位/48千赫的采样率,频率响应50Hz-20kHz,为您提供专业的音质解决方案。包装配备防风棉,能使麦克风有效避免爆破声以及风噪声。

产品清单

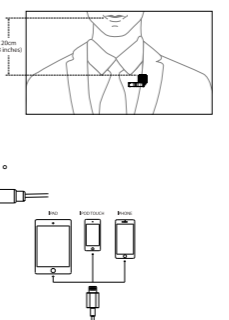
- 全向型麦克风
- 防风棉
- 领夹
- 3.5mm TRS 转Lightning转接线
- 束口袋
- 用户手册

产品结构

- ① 全向型麦克风
- ② 3.5mm TRS 转Lightning转接线
- ③ 苹果MFi认证Lightning接口
- ④ 衣领夹
- ⑤ 防风棉



1. 领夹安装方法
 - 将麦克风固定在衣服前面与衣服夹, 距离你的脸20厘米处。
 - 1)将麦克风倒置安装, 以避免衣服摩擦或呼吸噪音。
 - 2)建议在随时佩戴防风棉, 以避免风噪声, 即使在室内进行录制。
 - 3)打开音频/摄影app, 并开始录制。
2. 连接音频转接线
3. 将BY-M2连接到Lightning接口上



特征

- 数字全向型领夹麦克风 (iOS设备专用)
- 双咪头设计
- 苹果MFi认证Lightning接口
- 24位/48 kHz数字采样率
- 允许3.5mm TRS麦克风输出到iOS设备
- 兼容各大录音软件
- 即插即用

参数

接口类型	电容式麦克风
iOS系统支持版本	iOS 8.0 以上
拾音模式	全向型
信噪比	> 76dB
频率响应	50 Hz-20 kHz
灵敏度	-40dB+/-3dB (0dB=1V/Pa, at 1KHz)
比特率	16Bit, 24Bit
采样率	44.1 / 48 kHz
接口类型	Lightning接口 (MFi认证)
电源要求	iOS设备供电
重量	6m (19.7')
长度	46g (1.62oz)

www.boya-mic.com

SHENZHEN JIAYZ PHOTO INDUSTRIAL, LTD.
The BOYA logo is a trademark which is registered and owned by Shenzhen Jiayz Photo Industrial, Ltd. COPY RIGHT 2010-2020
深圳市长丰影像器材有限公司
地址:深圳市观澜街道章阁大富路智能终端产业园A16栋
TEL: 400 6131096
Email: sales@boya-mic.com
www.boya-mic.com / www.jiayz.com

技术要求:
1、表面无色差
2、无正负公差
3、包装标注尺寸为内尺寸



JIAYZ 长丰 深圳市长丰影像器材有限公司					
子件名称	BY-M2 说明书	版本	V03		
子件编号	1F0300300183	材质	105g双铜纸 双面印刷 5折页		
尺寸	70x100	比例	1:1	单位	mm
设计/日期	吴蒙蒙 2020-4-1	审核	暂无	核准/日期	赵宏亮